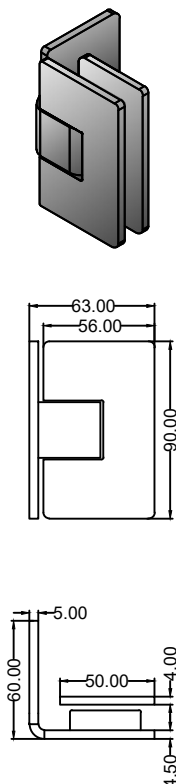
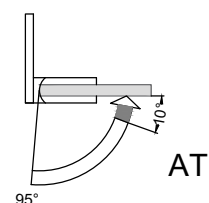
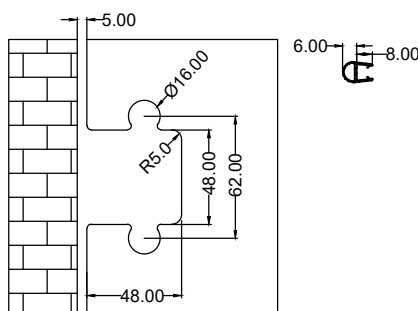


AT411A

90° wall to glass fixing (offset)

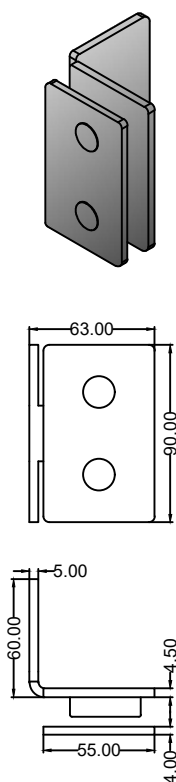


- Feature : single action, door is self-closed from 10°
- Innovation : allows complete seal installing
- Finish : polished / hairline
- Material : 304 stainless steel
- Suitable Area : tempered glass
- Door Thickness : 8-12mm
- Door Weight : ≤50kg (per pair)
- Door Width : ≤1000mm
- Door Height : ≤2400mm
- Durability : 100,000 cycles
- Standard : fulfill EN14428
- Remarks : pull out to open (from outside)



AT411B

90° wall to glass fixing (offset)



- Feature : single action, door is self-closed from 10°
- Innovation : allows complete seal installing
- Finish : polished / hairline
- Material : 304 stainless steel
- Suitable Area : tempered glass
- Door Thickness : 8-12mm
- Door Weight : ≤50kg (per pair)
- Door Width : ≤1000mm
- Door Height : ≤2400mm
- Durability : 100,000 cycles
- Standard : fulfill EN14428
- Remarks : push in to open (from outside)

